
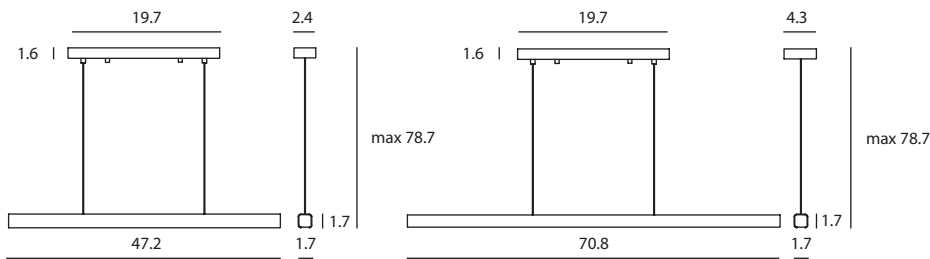




## MUMU 目木

Designer Dian has been mastering the artistry of woodworking for years. He's always had an appreciation towards the organic nature the material exhibits. In the MUMU pendant, he utilizes the coolness of metal married with an LED light source, and counter-balances this with the warmth of the wood on both ends of the pendant. The MUMU is available in two versions: Matt White with Beech and Matt Black with Walnut.

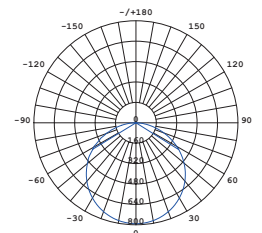


**MUMU Pendant**  
 SLD-3981P  
 LED 32W (3000K, CRI 90, 2150lm)  
 Built-in dimmable driver  
 Black PVC wire

Materials : aluminum, wood  
 Color : matt black + walnut (wood cap)  
           matt white + beech (wood cap)  
 Canopy : same as shade color

**MUMU Pendant XL**  
 SLD-3981PL  
 LED 48W (3000K, CRI 90, 3800lm)  
 Built-in dimmable driver  
 Black PVC wire

Materials : aluminum, wood  
 Color : matt black + walnut (wood cap)  
           matt white + beech (wood cap)  
 Canopy : same as shade color



**MUMU P**  
 UNIT:cd  
 AVERAGE BEAM ANGLE(50%):1.10 DE. G

Measurement : inches  
 MUMU / 2



